



‘No! said Rabbit’, ‘Ready!’ said Rabbit’ and ‘Again! said Rabbit’ by Marjoke Henrichs are the perfect books for toddlers as they are all about first experiences. In each, Rabbit and his family explore emotions that often need to be navigated in the world of a young child.



Rabbit is happy doing his own thing, and he doesn't want to listen to his mum telling him to get up, get dressed, have breakfast, play outside, come inside and least of all... have a bath! NO, NO, NO! he says. But at last they hit on something they both love doing together.



Rabbit and his dad are going to the park, but will they ever be ready to leave the house? Every reader can relate to the experience of planning a trip, getting side-tracked while getting ready, and finally reaching the stage of panic as they can't find their glasses or house keys!




Rabbit is off to the seaside for the day. As usual, he prepares for all the activities he wants to do - building sandcastles, playing football and flying a kite. Rabbit demands to do all these things again and AGAIN. Then his parents take him paddling, but he's surprised by a sudden big wave... plus the sun goes in. Will his day be ruined?

**Discussion questions to encourage Book Talk
linked to each book:**



- What do you think Rabbit will say next?
 - Do you think Rabbit actually wants to do the activities?
 - What clues show us Rabbit may change his mind?
-
- Why do you think Rabbit says “no” so often?
 - Have you ever said “no” to something you actually ended up enjoying?
 - How do you think Rabbit is feeling throughout the story?

**Discussion questions to encourage Book Talk
linked to each title:**



- Do you think Rabbit and Dad will ever make it to the park?
 - What do you think Rabbit will get distracted by next?
 - What do you think Dad is going to forget?
-
- Why do you think it takes Rabbit so long to get ready?
 - Have you ever gotten distracted while getting ready to go somewhere?
 - Who was actually ready first: Rabbit or Dad?

**Discussion questions to encourage Book Talk
linked to each title:**



- What things do you love to do again and again?
- How can you tell that Rabbit is having fun?


Sharing books about feelings helps children recognise their own emotions. Reading 'Again!' said Rabbit would be a good prompt to talk about resilience and perseverance. What do these words mean and how does Rabbit demonstrate these qualities in the story?

If you have read each book in this series, have a discussion about the themes in each one: developing independence, routines in everyday life and repetition, confidence & enjoyment!

Rabbit loves his favourite yellow t-shirt and red shorts with the big pockets. What are some of your favourite clothes to wear?

Draw and design a new t-shirt and pair of shorts for Rabbit to wear.

You can use the template below to help you.



At the end of the day, Rabbit is very dirty after playing outside. He needs a bath so he can get nice and clean again.

Why not choose some of your toys and give them a bath too. (Make sure you check with your grown up first that you are choosing toys which can get wet!)

Rabbit loves playing outside. He jumps in puddles, waters the radishes and plays football. What are your favourite things to do outside?



Rabbit enjoys cuddles with his Mum at the end of the day and falls asleep in her arms.

Can you create a mobile to hang above Rabbit's bed and help him sleep all night long?

See below for instructions!





Rabbit is getting ready to go to the park and is thinking about all the things he wants to take with him e.g. his ball and his scooter.

Write a list of all the things you like to take with you when you go to the park.

At one point in the story, Rabbit is dressed to go to the park in his winter coat and scarf but that is not the right clothing for the weather.

Use the template below to draw an outfit for rabbit that is suitable for each season:

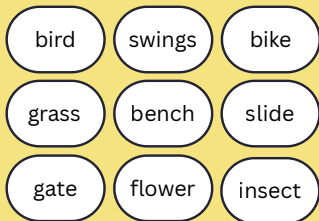
- winter
- spring
- summer
- autumn



Rabbit painted a lovely picture before he left to go to the park. Use your imagination and paint your own picture; perhaps it could even be of the park!



At the park, you could go on a 'Park Hunt'. Look out for the items below and cross them off if you spot them:





Rabbit is off to the beach with his Mum and Dad and is very excited.

Why not set up a tuff tray with your adult that is like the beach. You could include sand, shells, and small beach toys.

You could play hide and seek in a tray of sand or in the sand pit. Hide or bury objects. This might be shells, seaweed or twigs, etc and then have fun finding the hidden objects.



Make your own beach scene picture. Put glue all over a piece of white paper and add sand to represent the beach. Let it dry thoroughly.

Have fun adding beach themed pictures or objects to make your own beach scene.


Rabbit loves flying his kite with Dad at the beach. Can you design your own kite?



You can use the template below to help you.



Design a t-shirt and shorts for Rabbit!





Make your own sleep mobile




What you will need:

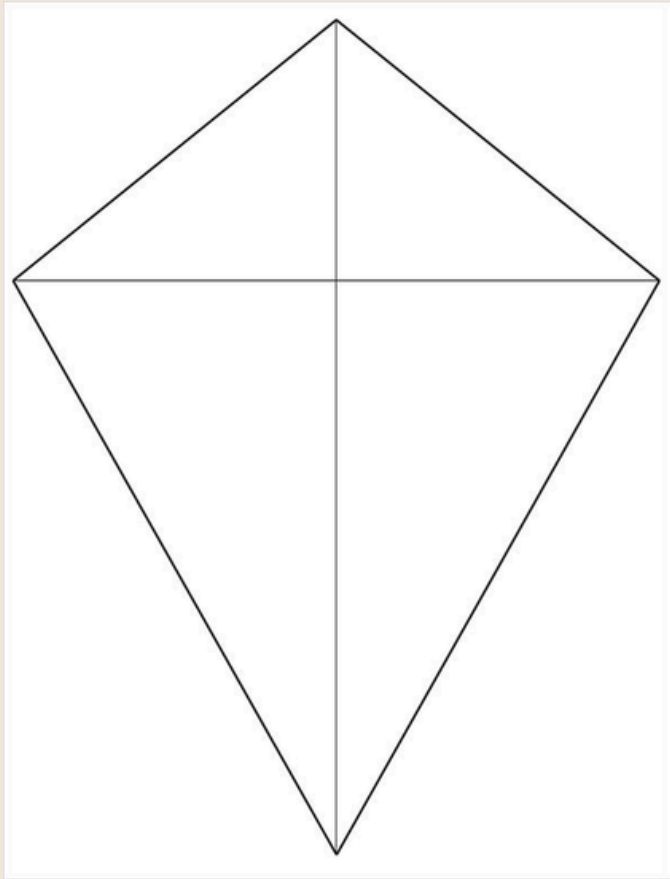
- coloured shapes (card or felt)
- thread or ribbon
- a straw or dowling rod
- glue

Instructions

- Cut different shapes out of your coloured card or felt.
- Cut 5 different lengths of thread or ribbon.
- Glue the shapes onto each piece of thread or ribbon.
- Glue the thread onto the dowling rod or the straw so they hang below it.
- Add one final piece of thread / ribbon as a handle.



Design your own kite



Can you add your own string or ribbon?

Design an outfit for Rabbit that would be ideal for a trip to the park in each season:

Autumn



Winter



Spring



Summer

